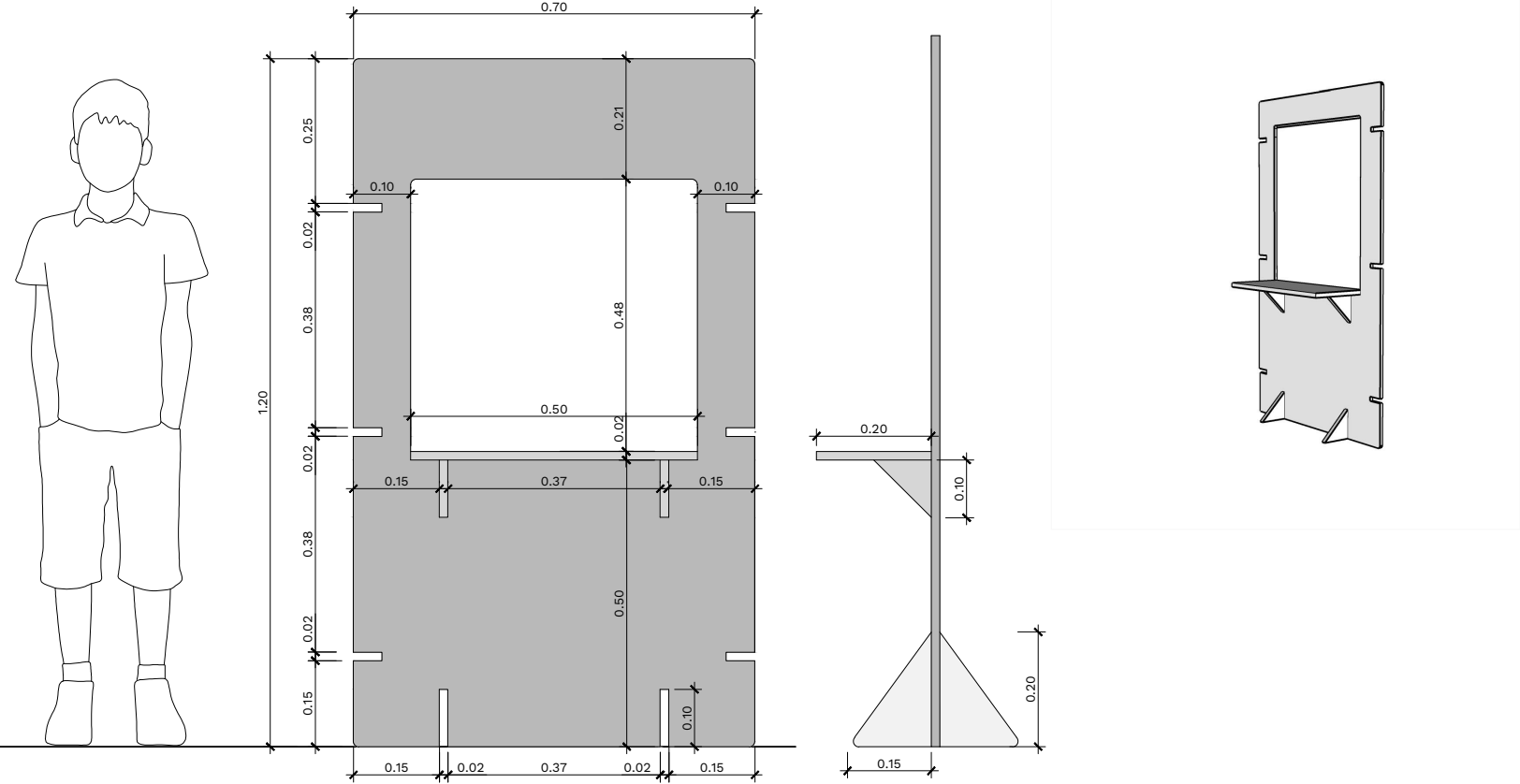


**Juguem al Cor d'Horta** Proposta de disseny

---

# Plafons



www.studioapartees | Calle Pallars 141 - 2-A 08018 Barcelona | +34 644343530

BCD

**std**

- NOTAS:**
1. Todas las medidas en metros y son indicativas.
  2. Las medidas pueden variar según condiciones.

Detall  
13.01.22.bcd


1/10

26/01/2023

01-DT

# Plafons 01 Llibreria i Joguines

---




## 1.LLIBRERIA I JOGUINES

Moliné

<https://goo.gl/maps/VdjsxMN8jntsy5RzX6>

## Plafons 02 Alimentació Alimentació


---



2.SUPERMERCAT/ ALIMENTACIÓ, ETC  
Cereals Tarrida  
<https://goo.gl/maps/eZ1eA4iYizY41ko2A>

## Plafons 03 Restauració


---



3.RESTAURACIÓ  
Frankfurt Julia Plç. Eivissa  
<https://goo.gl/maps/D48Vy1XeHPaJCxKb7>

# Plafons 04 Sabateria

---




## 4.ROBA , SABATES I COMPLEMENTS

Esmeralda

<https://goo.gl/maps/YXYoLKwGqZLPNfqG9>

## Plafons 05 Perruqueria

---








### 5.PERRUQUERIA I ESTÈTICA

Posa't guap@





<https://goo.gl/maps/Zjsr3ae2bXFsoWn7>

# Plafons





# Restauració



# Plafons

---

## Llibreria i Joguines




## Alimentació




## Perruqueria







## Restauració



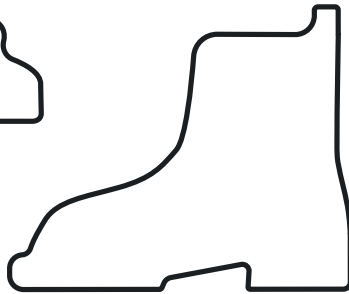


## Sabateria






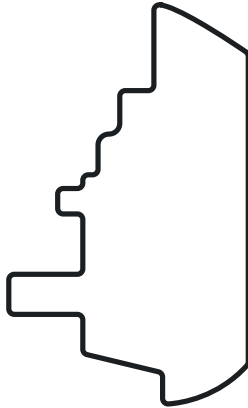

# Alimentació





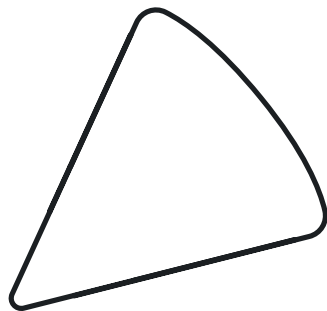
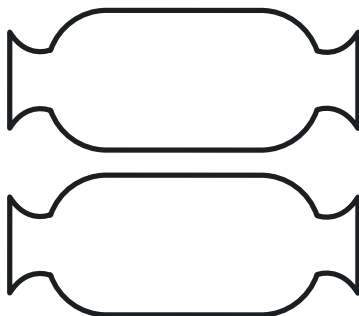
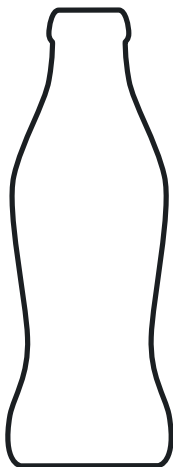
# Sabateria





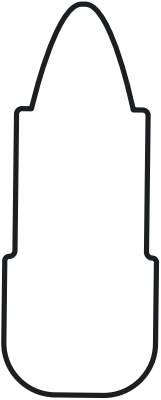
# Llibreria i Joguines



# Restauració



# Perruqueria







23cm

25cm

0,15 mm



# Juguem al Cor d'Horta



Finançat amb  
impost turístic

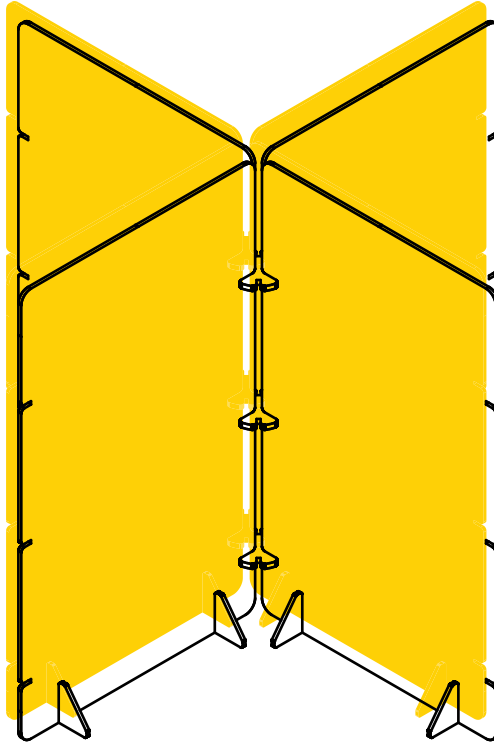


Ajuntament de  
Barcelona

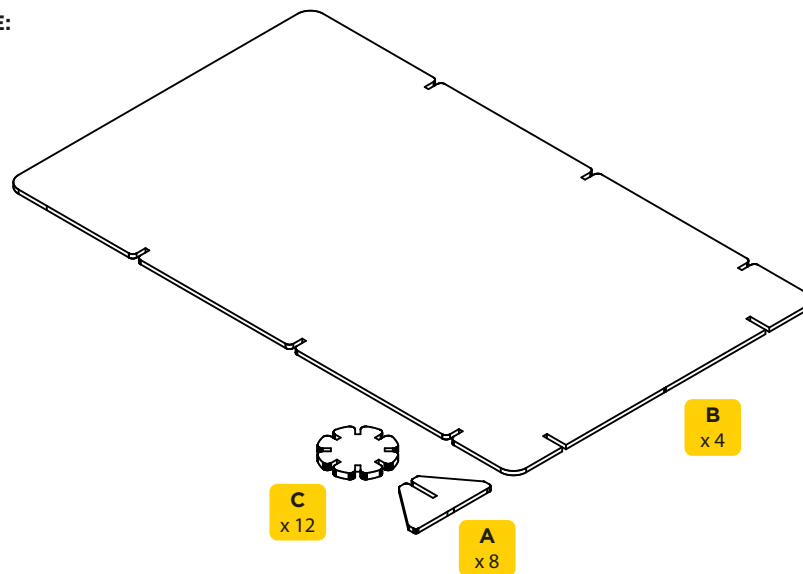


# PANELES HUNTER

## MANUAL DE MONTAJE




**ESTE PRODUCTO CONTIENE:**  
24 PIEZAS



 Tiempo de montaje: 5 minutos

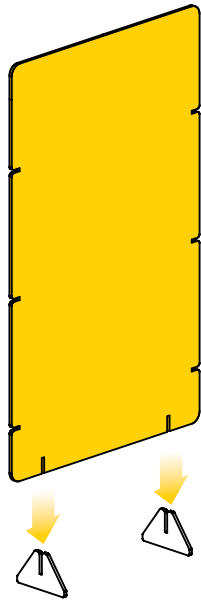
 No necesita pegamento.

 Manipular con precaución, el cartón puede tener filos de papel cortante. Sugerimos el uso de guantes.

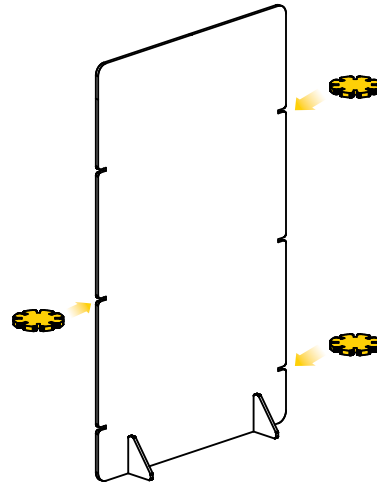
 Mantener alejado de la humedad y de fuentes incandescentes.

 Fabricado con material certificado FSC. Producto 100% reciclable.

**1** Para comenzar colocar dos piezas **A** enfrentadas y encajar en estas una pieza **B**.



**2** Encajar las piezas **C** en las ranuras laterales, estas servirán de unión entre módulos.



**3** Realizar los pasos 1 y 2 con las piezas restantes y unir los módulos entre sí. Se pueden realizar infinitas combinaciones en función del espacio en el que se vayan a instalar.

